

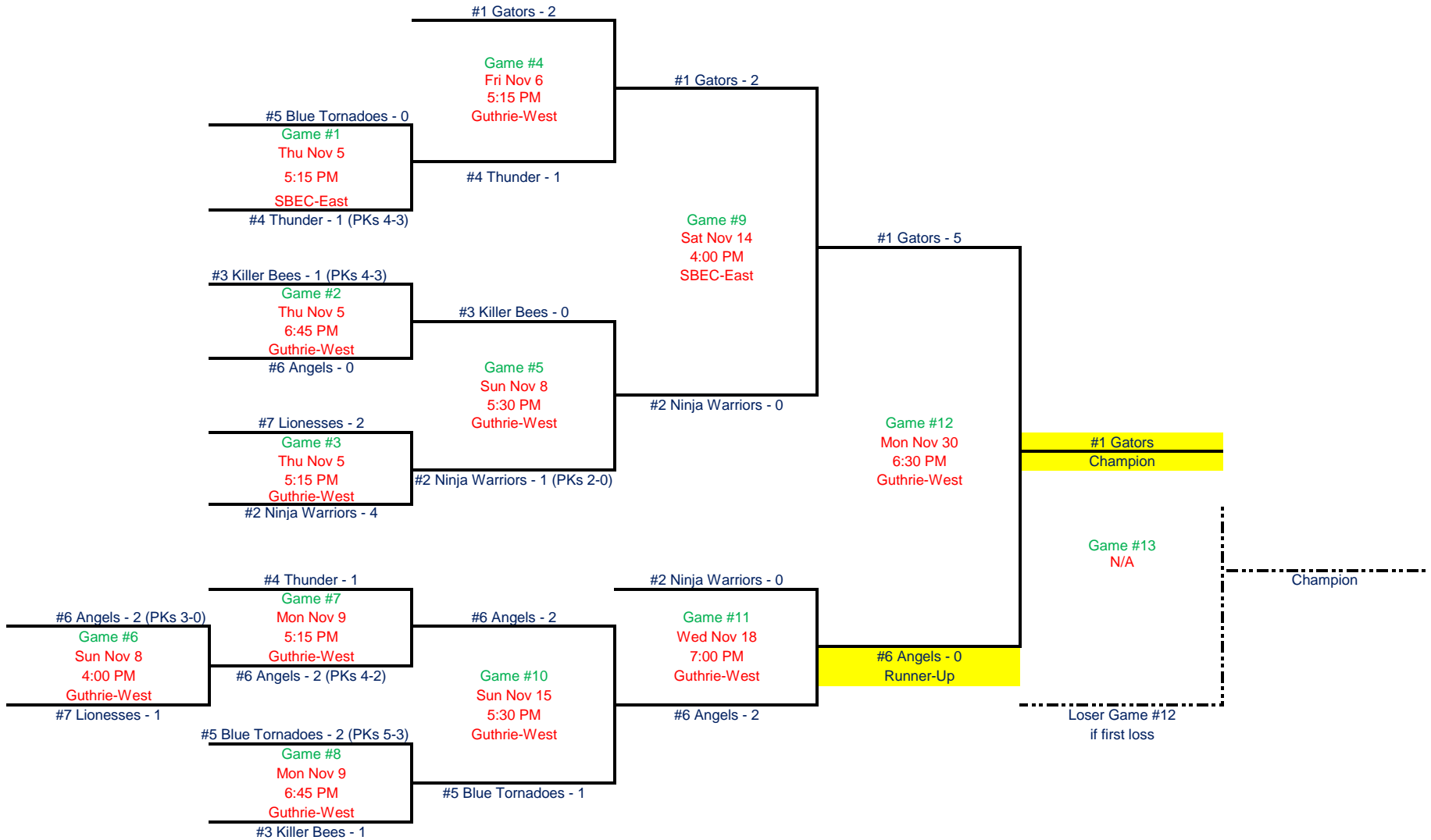
# Champions Cup Tournament

## 7-Team Double-Elimination Bracket

November 5-24, 2015

WINNERS BRACKET

LOSERS BRACKET

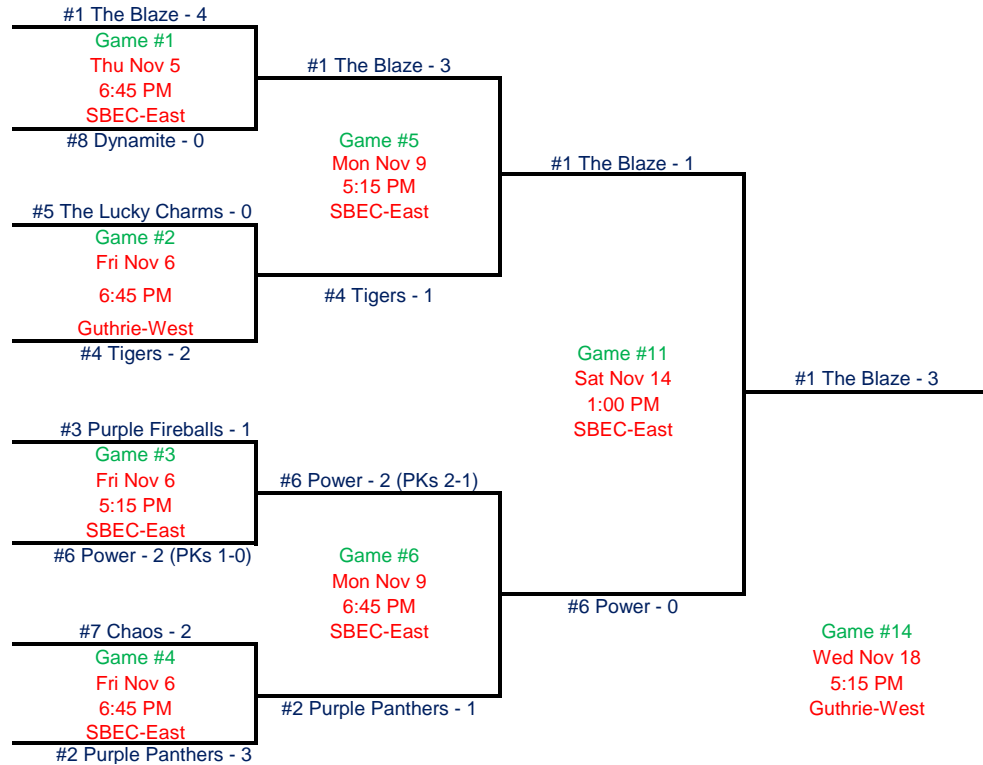


# Premier Cup Tournament


## 8-Team Double-Elimination Bracket

November 5-24, 2015

WINNERS BRACKET



LOSERS BRACKET



# SBMSA Cup Tournament

## 4-Team Round Robin Playoff

November 5-18, 2015

#1 Pink Tigers - 0	
Game #1	
Mon Nov 16	#4 Magic
5:15 PM	
Guthrie-West	
#4 Magic - 2	
#2 Swiftie Queens - 1	
Game #2	
Wed Nov 11	#2 Swiftie Queens
6:45 PM	
SBEC-East	
#3 Hawks - 0	
#1 Pink Tigers - 2	
Game #3	
Sun Nov 15	#1 Pink Tigers
4:00 PM	
SBEC-East	
#3 Hawks - 0	
#2 Swiftie Queens - 1	
Game #4	
Sun Nov 15	#2 Swiftie Queens
5:30 PM	
SBEC-East	
#4 Magic - 0	
#3 Hawks - 0	
Game #5	
Wed Nov 18	#4 Magic
5:15 PM	
SBEC-East	
#4 Magic - 2	
#1 Pink Tigers - 0	
Game #6	
Wed Nov 18	#2 Swiftie Queens
6:45 PM	
SBEC-East	
#2 Swiftie Queens - 1	

	WINS	LOSSES	TOTAL GA	REG SEASON WIN %
<b>Champion:</b> Swiftie Queens	3	0	0	16.70%
<b>Runner-Up:</b> Magic	2	1	1	16.70%
Pink Tigers	1	2	3	18.80%
Hawks	0	3	5	12.50%

### **Tournament Selection**

- \* Top 3 teams from Abby Wambach Division and top 4 teams from Alex Morgan division will go into Champions Cup tournament, next 4 teams from each division will go into the Premier Cup tournament. Bottom 2 teams from each division go into the SBMSA Cup tournament.
- \* Standings within each division determined by total points (3 points for a win, 1 point for a tie, no points for a loss).
- \* Ties between teams with the same number of points in the same division will be decided first by head-to-head record, then by total goals against ("GA"). Then by coin flip if necessary.
- \* Seedings within playoff brackets determined by win % within division, then by head-to-head record against teams ahead of them in their division, then by total goals against ("GA") per game. Then by coin flip if necessary.
- \* In each game, the higher seed will be the Home team.

### **Game Rules**

- \* Same as the regular season, except that there are no tie games.
- \* In the event of a tie and the end of regulation, the teams will play two 5-minute "sudden death" overtime periods (first goal scored wins), switching sides if no goal scored at the end of the first 5-minute period. Rules regarding 50% playing time for all players still apply in overtime -- all players must play at least one of the two overtime periods.
- \* If still no goal scored after both periods, the game will be decided by penalty kicks. Each coach to list the order that his players will take penalty kicks for his/her entire roster. Coaches will exchange lists.
- \* Penalty kicks will be taken on an alternating basis for the first 5 players on that list. Team with most goals after all 5 penalty kicks wins. If still tied after first 5 penalty kicks, each team will continue taking single alternating penalty kicks on a "sudden death" basis for the remaining players on their roster (in the predetermined order) until this process produces a winner.
- \* Note that in the "sudden death" penalty kick process, if/when a team reaches the end of its roster, subsequent penalty kicks will be taken in reverse order of the initial penalty kick order. For example, if there are 10 players on roster, after players 1 through 10 have taken their penalty kicks, the 10th player on the list would take the next penalty kick (so the 10th player would effectively kick two penalty kicks in a row -- #10 and #11), followed by the 9th player, 8th player, etc. And the order will continue to reverse itself each time a team reaches the start or end of its roster's predetermined order, until the process produces a winner.

### **Additional Notes on SBMSA Cup Format**

- \* Will be a round robin format, with each of the 4 teams playing a game against each of the other 3 teams in the tournament. Winner(s) of the tournament determined by each team's Win/Loss record in the tournament. In the event of a tie, the tiebreaker(s) will be:
  - (1) Head-to-Head record in the tournament
  - (2) Total "Goals Against" in the tournament
  - (3) Win % in regular season games

## Overall Final Standings in Regular Season

Division Standing	Abby Wambach Division	Division Standing	Alex Morgan Division	
1	Gators (22 pts)	1	Ninja Warriors (25 pts)	<== Champions Cup teams
2	Thunder (16 pts)	2	Killer Bees (19 pts)	
3	Blue Tornados (15 pts)	3	Angels (17 pts)	
		4	Lionesses (16 pts)	
4	The Blaze (13 pts)	5	Purp Panthers (13 pts, beat PF)	<== Premier Cup teams
5	Tigers (10 pts, beat Power)	6	Purp Fireballs (13 pts, lost to PP)	
6	Power (10 pts, lost to Tigers)	7	The Lucky Charms (12 pts)	
7	Chaos (8 pts)	8	Dynamite (4 pts, won coin flip)	<== SBMSA Cup teams
8	Pink Tigers (3 pts)	9	Swiftie Queens (4 pts, lost coin flip)	
9	Hawks (2 pts)	10	Magic (3 pts)	

## Seeding within Champions Cup Tournament

Division Standing	Abby Wambach Division	Tournament Seed	Alex Morgan Division	Tournament Seed	
1	Gators (100% win pct)	1	Ninja Warriors (94.4% win pct)	2	<== #1 - #2 Seed
2	Thunder (68.8% win pct)	4	Killer Bees (72.2% win pct)	3	<== #3 - #4 Seed
3	Blue Tornados (68.8% win pct)	5	Angels (66.7% win pct)	6	<== #5 - #6 Seed
4			Lionesses (61.1% win pct)	7	

## Seeding within Premier Cup Tournament

Division Standing	Abby Wambach Division	Tournament Seed	Alex Morgan Division	Tournament Seed	
4/5	The Blaze (56.3% win pct)	1	Purple Panthers (50.0% win pct)	2	<== #1 - #2 Seed
5/6	Tigers (43.8% win pct)	4	Purple Fireballs (50.0% win pct)	3	<== #3 - #4 Seed
6/7	Power (43.8% win pct)	6	The Lucky Charms (50.0% win pct)	5	<== #5 - #6 Seed
7/8	Chaos (37.5% win pt)	7	Dynamite (22.2% win pct)	8	<== #7 - #8 Seed

## Seeding within SBMSA Cup Tournament

Division Standing	Abby Wambach Division	Tournament Seed	Alex Morgan Division	Tournament Seed	
8/9	Pink Tigers (18.8% win pct)	1	Swiftie Queens (16.7% win pct)	2	<== #1 - #2 Seed
9/10	Hawks (12.5% win pct)	4	Magic (16.7% win pct)	3	<== #3 - #4 Seed